

Mariagrazia Bertarini ■ Martha Huber
Garan Holcombe ■ Mateja Todorovski

DELOVNA
RAZLIČICA

The STORY GARDEN

4

Učbenik za angleščino
v 4. razredu
osnovne šole



ROKUS
Klett



PUBLISHING

DELOVNA
RAZLIČICA

CONTENTS

MAIN VOCABULARY

MAIN STRUCTURES

SPECIAL PAGE

WELCOME KIDS!	Warm-up unit		
Unit 1 THE LOST WORLD p. 10	Family members: <i>father, mother, sister, brother, grandmother, grandfather, uncle, aunt, cousin, me</i> Numbers 20–100	<i>He is my (grandfather). His name is (Gordon). She is my (grandmother). Her name is (Sally). How old are you? I'm (ten).</i>	CLIL – Science Dinosaur facts A home-made fossil Living English Dinosaurs in Great Britain Amazing museums
Unit 2 ROBIN HOOD p. 26	Free-time activities: <i>do judo, ride a bike, ride a horse, play volleyball, play the guitar, play football, play video games, rollerblade, dance, swim</i> Adverbs: <i>very well, well, at all</i>	<i>I can/can't (dance). He can/can't (swim). Can you (jump)? Yes, I can. / No, I can't. Can he (play the guitar)? Yes, he can. / No, he can't.</i>	CLIL – PE Swimming is fun! Swimming pool rules Living English Favourite places
Life Skills p. 42	I can do it!		
Unit 3 THE FOX AND THE STORK p. 44	Food and drink: <i>soup, tomatoes, bread, water, rice, sausages, strawberries, chocolate, cherries, milkshake</i> Meals: <i>breakfast, lunch, dinner</i>	<i>I like/don't like (rice). He likes/doesn't like (bread). Do you like (rice)? Yes, I do. / No, I don't. Does she like (milkshake)? Yes, she does. / No, she doesn't.</i>	CLIL – Health and nutrition Healthy snacks My snack diary Living English Tea time Tea traditions around the world
Unit 4 THE LITTLE MERMAID p. 60	House: <i>kitchen, living room, bedroom, bathroom, wardrobe, bookshelf, bed, picture, sofa, armchair; fridge, cooker, table, shower; mirror; bath</i> Actions: <i>have lunch, cook, read a book, use a tablet, sleep, watch TV, play football, have a bath</i>	<i>There is/isn't a (fridge) in the (kitchen). Is there a (picture) in the (living room)? Yes, there is. / No, there isn't.</i>	CLIL – Art Colours Living English Different types of houses
Life Skills p. 76	Home sweet home		
Unit 5 THE EMPEROR'S NEW CLOTHES p. 78	Clothes: <i>T-shirt, dress, shorts, shirt, jacket, shoes, trainers, jumper, skirt, trousers</i> Adjectives: <i>big, small, new, old, clean, dirty, long, short</i>	<i>I'm (not) wearing (jeans). He's/He isn't wearing (jeans). Are you wearing (a jumper)? Yes, I am. / No, I'm not. Is he wearing (a jumper)? Yes, he is. / No, he isn't.</i>	CLIL – Road safety Be bright, be seen! Wear the right protection! The Green Cross Code Living English Uniforms
Unit 6 THE JUNGLE BOOK p. 94	Wild animals: <i>monkey, eagle, giraffe, snake, elephant, panther, tiger, bear, hippo, crocodile</i> Parts of the body: <i>teeth, tail, wings, beak, neck, trunk</i>	<i>I've got / I haven't got (wings). It's got / It hasn't got (four legs). Have you got (a long neck)? Yes, I have. / No, I haven't. Has it got (four legs)? Yes, it has. / No, it hasn't.</i>	CLIL – Science A soil test A soil pollution experiment Living English Safari parks and zoos
Life Skills p. 110	End-of-year party		
Wordlist p. 112			



1 Complete. Listen and check.  2
Dopolni. Poslušaj in preveri.



- 1 The **black** cat is **under** the carpet.
- 2 The cat is the board.
- 3 The cat is the desk.
- 4 The cat is the chair.
- 5 The cat is the window.
- 6 The cat is the cupboard.
- 7 The cat is the door.
- 8 The cat is the clock.
- 9 The cat is the lamp.
- 10 The cat is the bin.



2 Match.
Poveži.



TOM is surprised.



ALISON is angry.



Peter is happy.

Kim is sad.



Sue is scared.



IAN is disgusted.



3 Listen and check. 3
Poslušaj in preveri.

4 Match and complete.
Poveži in dopolni.

hungry

thirsty

hot

cold

I'm

I'm

I'm

I'm



WELCOME KIDS!

5 Complete.
Dopolni.



- feet
- eyes
- hands
- noses
- hair
- arms
- tummy
- ears



I've got two, three,
 three mouths, four arms,
 four purple, four blue,
 six, a blue
 and yellow
 My are purple
 and my legs are green.

- feet
- eyes
- legs
- noses
- hair
- arms
- tummy
- mouths

I've got two pink, two,
 two ears, four,
 five hands, six,
 a yellow and green
 My are long
 and my are short.



6 Who says ...? Think and write.
Kdo reče ...? Razmisli in napiši.



hen



chicken



swan



frog




horse



rabbit



bird



duck



cow



sheep

I can fly!

Blank writing area with three horizontal dotted lines for text entry.

I can run!

Blank writing area with three horizontal dotted lines for text entry.

I can swim!

Blank writing area with three horizontal dotted lines for text entry.

I can jump!

Blank writing area with three horizontal dotted lines for text entry.

I've got four legs!

Blank writing area with three horizontal dotted lines for text entry.

I've got two legs!

Blank writing area with three horizontal dotted lines for text entry.

WELCOME KIDS!

7 Listen and draw. Complete.  4
Poslušaj in nariši. Dopolni.

1

I like,
..... and
I don't like or
.....



2



I like,
..... and
I don't like or
.....



8 Think and write. Complete.
Razmisli in napiši. Dopolni.

<p>11</p> 	<p>12</p> 	<p>13</p> 	<p>14</p> 	<p>15</p> 
<p>16</p> 	<p>17</p> 	<p>18</p> 	<p>19</p> 	<p>20</p> 

- | | | |
|----|---------------------------|---------------|
| 1 | twenty - seven = | It's a |
| 2 | twelve + three = | It's an |
| 3 | eleven + five = | It's a |
| 4 | eighteen - six = | It's a |
| 5 | thirteen - two = | It's a |
| 6 | nineteen - one = | It's a |
| 7 | fourteen + three = | It's a |
| 8 | seventeen - three = | It's a |
| 9 | ten + ten = | It's |
| 10 | fifteen + four = | It's an |

1

THE LOST WORLD

1 father

2 mother

3 grandmother

8 grandfather

6 brother

7 sister

10 me






4 cousin

5 uncle

9 aunt

1 Look and find. How many dinosaurs can you see?
Poglej in poišči. Koliko dinozavrov vidiš?

- purple dinosaurs
- green dinosaurs
- grey dinosaurs
- brown dinosaurs

2 Listen and point. Say.  5
Poslušaj in pokaži. Ponovi.


3 Listen and sing.  6-7
Poslušaj in zapoj.

*Clap with me, sing with me,
we are one big family!
Clap with me, sing with me,
we are one big family!*

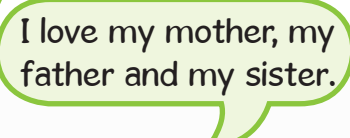
She is my mother,
he is my father.
She's my grandmother,
he's my grandfather.
She is my aunt,
he is my uncle.
She is my cousin
and this is me!



4 Listen and play.  8
Poslušaj in se igray.

 I love my mother.

 I love my mother and my father.

 I love my mother, my father and my sister.



THE LOST WORLD

5 Complete. Listen and check.  9
Dopolni. Poslušaj in preveri.



This is me!
My name is Rudy.



He is my grandfather.
His name is Gordon.



She is my grandmother.
Her name is Sally.



..... is my mother.
..... name is Jude.



..... is my father.
..... name is Tex.



..... is my brother.
..... name is Lou.



..... is my uncle.
..... name is Dan.



..... is my sister.
..... name is Melanie.



..... is my aunt.
..... name is Lilly.





..... is my cousin.
..... name is Olivia.

6 Listen and say. Poslušaj in ponovi.  10



LANGUAGE GARDEN

 He is your brother. He isn't your brother. Is he your brother? < Yes, he is.
No, he isn't.

 She is your sister. She isn't your sister. Is she your sister? < Yes, she is.
No, she isn't.

7 Tick. Listen and check. Odklikujaj. Poslušaj in preveri.  11

Is he your father?

Is he your father?

Is she your mother?

Is she your mother?



Yes, he is.
 No, he isn't.

Yes, he is.
 No, he isn't.

Yes, she is.
 No, she isn't.

Yes, she is.
 No, she isn't.

8 Listen and play The Guessing Game. Poslušaj in igray igro ugibanja.  12

Is she your sister?

Is she your cousin?



No, she isn't.

Yes, she is.


THE LOST WORLD


9 Listen, say and write.  13
Poslušaj, ponovi in napiši.


- forty
- ten
- eighty
- ninety
- a hundred
- thirty
- fifty
- sixty
- seventy
- twenty

10 20 30 40 50

60 70 80 90 100

10 Read and complete. Listen and check.  14
Preberi in dopolni. Poslušaj in preveri.

 twenty-one 21
 twenty-two 22
 twenty-three 23
 twenty-four 24
 twenty-five 25
 twenty-six 26
 twenty-seven 27
 twenty-eight 28
 twenty-nine 29

 31
 32
 33
 34
 35
 36
 37
 38
 39

11 Listen and circle.  15
Poslušaj in obkroži.

12	34	56	49	67	81	23	96
20	43	65	94	76	18	32	69

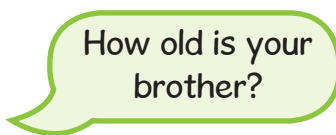
12 Complete the sequences. Listen and check.  16
Nadaljuj zaporedje. Poslušaj in preveri.

1 ten ▶▶ thirty ▶▶ ▶▶ ▶▶

2 eighty ▶▶ seventy ▶▶ ▶▶ ▶▶

3 twenty ▶▶ forty ▶▶ ▶▶ ▶▶

13 Listen and tick.  17
Poslušaj in odključaj.



- I'm thirty.
- I'm ten.
- I'm twenty.

- He's eighty.
- He's eighteen.
- He's eight.

- She's fourteen.
- She's four.
- She's forty.

14 Complete.
Dopolni.

Rudy is

His brother is


His sister is

I'm

.....

.....

THE LOST WORLD

15 Listen to the story. Poslušaj zgodbo.  18

We are all different.



Twenty, thirty, forty,
fifty, sixty, seventy,
eighty, ninety, a hundred!




Thank you!
You're a real
friend.



The day after...

Happy birthday, Rudy!
You're ten today!



Where are
your friends?



I don't know.

Here
we are!

It's a present for you!
Open it!

What is it?



One hundred balls!
Thank you, friends!

Let's go
and play!



16 Act out the story.
Odigraj zgodbo.

THE LOST WORLD

17 Match. Listen and check. 19

Poveži. Poslušaj in preveri.



- The young dinosaurs are angry with Rudy.
- Rudy is sad.
- The young dinosaurs are scared.
- The dinosaurs have a birthday party.
- The young dinosaurs have a present for Rudy.
- The present is a hundred balls.
- Rudy is happy.
- Rudy can play football with his friends.

18 Listen and sing. 20

Poslušaj in zapoj.

*Big ones, small ones,
nice ones, bad ones.
Dinosaurs are everywhere!*

Father and mother,
sister and brother.
It's my dinosaur family!


(Repeat chorus)

I like to run,
I like to play.
It's a dinosaur day!
(Repeat chorus)

Real friends are there,
for me and you.
They run and play
and help each other, too!
(Repeat chorus)



19 Listen and play **A Super Dino-Family Game.**  21
Poslušaj in igraj igro Družina super dinozavrov.



20 Listen and say.  22
Poslušaj in ponovi.



THE SOUND GAME



21 Listen and circle the pictures with the sound **TH**.  23
Poslušaj in obkroži slike za besede z glasom TH.

12



THE LOST WORLD

PRE-READING

22 Match and write.
Poveži in napiši.

- mother
- grandmother
- father
- sister
- grandfather
- brother



- 1
- 2
- 3
- 4
- 5
- 6

READING

23 Read the text. Then mark true or false.
Preberi besedilo. Nato označi pravilno ali napačno.



My family at the museum

My name is Mia. I'm nine years old.

This is my mother. Her name is Megan. She is 35 years old. This is my father. His name is Daniel. He is 34 years old. I love my parents!

We are in the Natural History Museum in London. I love dinosaurs!

- 1 Mia is eight years old.
- 2 Megan is her mother.
- 3 Daniel is 35 years old.
- 4 Daniel is her brother.
- 5 Mia, Megan and Daniel are in London.

T	F
<input type="checkbox"/>	<input type="checkbox"/>
<input type="checkbox"/>	<input type="checkbox"/>
<input type="checkbox"/>	<input type="checkbox"/>
<input type="checkbox"/>	<input type="checkbox"/>
<input type="checkbox"/>	<input type="checkbox"/>

LET'S WRITE!



- Before you write, think of some ideas.
- Plan your writing.
- Write your draft.
- Check your draft for spelling, grammar and punctuation.
- Give your draft to a classmate to read. Listen to his/her ideas.
- Write your final text, then share it with your teacher and classmates.

24 Which family members can you write about? What are their names? How old are they? O katerih družinskih članih boš pisal/-a? Kako jim je ime? Koliko so stari?

.....

.....

.....

.....

25 Write about your family in your notebook. Use your answers in Exercise 24 and Mia's writing on page 20 to help you. V zvezek napiši besedilo o svoji družini. Pomagaj si z odgovori iz 24. naloge in z Miinim opisom na strani 20.

	My family



26 Draw a dinosaur in your notebook. Describe it. Use the questions to help you. V zvezek nariši dinozavra. Opiši ga. Pomagaj si s spodnjimi vprašanji.

- ★ Is your dinosaur a boy or a girl?
- ★ What is his/her name?
- ★ How old is the dinosaur?
- ★ What colour is the dinosaur?

CLIL

SCIENCE

Dinosaur facts

I like learning new things.



1 Listen and complete. Poslušaj in dopolni. 24

teeth

herbivorous

three

weigh

million

enemy

FACT FILE



Name TRICERATOPS

Its name means face with horns.

Period

Cretaceous. Around 65 years ago.

Features

It is and it is a quadruped dinosaur. This means it walks on four legs.

Body

It is about 9 metres long and 3 metres tall. It can 6 tons. Its skull can be 2 metres long. It has got about 400-800


Enemies

Its is the Tyrannosaurus-Rex.



Choose two dinosaurs. Make fact files and tell your classmate. Izberi si dva dinozavra. Zberi informacije in pripoveduj sošolcu/sošolki.

A home-made fossil

2 Match. Listen and check.  25
Poveži. Poslušaj in preveri.


- Spread the plaster over the shells.
- Fill a container with soil and press two shells on it.
- Your fossil is ready!
- When the plaster is hard, clean it.
- Mix water and plaster.

YOU NEED



I love fossils!





Dinosaurs in Great Britain



1 Read and put the time periods in order.
Listen and check. Preberi in uredi časovna obdobja v pravičen vrstni red. Poslušaj in preveri.



In Great Britain you can see lots of dinosaur fossils.

The Jurassic Coast is in the south of Great Britain and it is a place where you can find amazing **fossils**.

It covers three geological time periods:

- the Jurassic period, 200-145 million years ago
- the Triassic period, 250-200 million years ago
- the Cretaceous period, 145-65 million years ago



Durdle Door, a natural arch on the Jurassic Coast



AMAZING MUSEUMS

2 Listen and choose. Poslušaj in izberi. 27

In London at the Natural History Museum you can see the skeleton of **Dippy / Skippy**, a Diplodocus. There is also a Stegosaurus skeleton, **two / three** metres tall and six metres long!

In the Dinosaurs Gallery, you can meet a skeleton of a **Triceratops / T-Rex**, a feathered Deinonychus, and lots of incredible fossils and models.



3 Listen and read. Poslušaj in beri. 28

In Berlin at the Museum for Natural History you can see lots of amazing dinosaur skeletons and fossils. They are from England, Germany and Tanzania.

You can see the Archaeopteryx. It's a fossil of a bird. It's 150 million years old!

You can also see a skeleton of a Brachiosaurus. It's 13.27 metres tall! It's called the Giraffatitan.



LANGUAGES AROUND US

Look at the family words in four languages. Then complete the sentences.

Oglej si besede za družinske člane v štirih jezikih. Nato dopolni povedi.

Italian	mamma	papa	nonna	nonno
Hungarian	mama	papa	nagymama	nagypapa
German	die Mutter	der Vater	die Großmutter	der Großvater
Croatian	mama	tata	baka	djed

- 1 Hungarian and have the same word for 'mother'.
- 2 Italian and have the same word for 'father'.
- 3 Hungarian and use their word for 'grand' to form their words for grandparents.

2

ROBIN HOOD



3 ride a horse



1 do judo

2 ride a bike



6 play football




5 play the guitar




7 play video games

1 Look and count. How many can you see?
Poglej in preštej. Koliko jih vidiš?

arms legs eyes ears

2 Listen and point. Say.  29
Poslušaj in pokaži. Ponovi.

3 Listen and sing.  30-31
Poslušaj in zapoj.

Can you ride a horse?

Yes, I can.

What about you?

What can you do?

Can you rollerblade?

No, I can't.

What about you?

What can you do?

Can you ride a bike?

Yes, I can.

What about you?

What can you do?

Can you swim?

No, I can't.

What about you?

What can you do?

Can you play football?

Yes, I can.

Let's play together!

Friends are forever!



4 play volleyball

9 dance

8 rollerblade

10 swim

4 Listen and play.  32
Poslušaj in se igray.

You can swim.

You can dance.

No.

Right!



ROBIN HOOD

5 Listen and say. Poslušaj in ponovi.  33

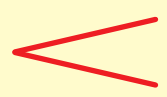


LANGUAGE GARDEN

I can dance.

I can't dance.

Can you dance?



Yes, I can.

No, I can't.

He can swim.

He can't swim.

Can he swim?



Yes, he can.

No, he can't.

6 Tick. Listen and check. Odkljukaj. Poslušaj in preveri.  34

Alan, can you play the guitar?



- Yes, I can.
- No, I can't.

Can Friar Tuck ride a horse?



- Yes, he can.
- No, he can't.

Can Marian dance?



- Yes, she can.
- No, she can't.

7 Complete. Dopolni.

Alan play the guitar.

Friar Tuck ride a horse.

Marian dance.

I can

I can't

8 Ask your classmate.
Vprašaj sošolca/sošolko.

Can you ...?

9 Listen and play **The Guessing Game**.
Poslušaj in igraj igro ugibanja.

35




Is it a boy or a girl?
Can he swim?
Can he ride a bike?
He's Dylan.

It's a boy.
Yes, he can.
No, he can't.
Great!




ROBIN HOOD

10 Listen and tick or cross.  36
Poslušaj in odključaj ali prečrtaj.



11 Complete. Use *can* / *can't*.
Dopolni. Uporabi *can* / *can't*.

- 1 He play the guitar, but he play video games.
- 2 She ride a horse, but she swim.
- 3 He ride a bike, but he ride a horse.
- 4 She play volleyball, but she play football.
- 5 He dance, but he swim.
- 6 She rollerblade, but she do judo.

12 Read and complete. Listen and check.  31
Preberi in dopolni. Poslušaj in preveri.



	swim	ride a horse	do judo
Marian			
Robin			
The king			

- 1 Marian can't at all.
- 2 Robin can well.
- 3 The king can't at all.
- 4 Marian can very well.
- 5 Marian can well.
- 6 The king can very well.
- 7 Robin can't at all.
- 8 The king can well.
- 9 Robin can very well.

13 Answer.
Odgovori.

Who can swim very well?

Who can ride a horse very well?

Who can do judo very well?

Who can swim well?

Who can ride a horse well?

Who can do judo well?

Who can't swim at all?

Who can't ride a horse at all?

Who can't do judo at all?



ROBIN HOOD

14 Listen to the story. 38
Poslušaj zgodbo.

Never give up!



I choose Ted. He can ride a unicycle very well.

OK, and I choose Jim.



1

I choose Marian.

Marian? She can't ride a unicycle. Look!



2

You're right. I choose Pam.



3

Marian, come with me.



4

Robin, I can't ride a unicycle at all!

Yes, Marian, you can!



5

Come and try!



6

Help, Robin, help!

Don't worry, I'm here!



7

Let's try again.



8

Robin, are you here?



Yes, Marian. Don't worry!

9

Robin, are you here?



Yes, Marian. Don't worry!

10

A week later...



11

I choose Ted.

I choose Marian!



12

Marian?

Yes! Marian, come here!



13

Wow! She can ride a unicycle very well!

She's a champion!



14

Yes, and the secret is ...

... never give up!



15

15 Act out the story. Odigraj zgodbo.

ROBIN HOOD



16 Choose the right words. Listen and check.  39
Izberi pravilne besede. Poslušaj in preveri.

- 1 Ted **can't** / **can** ride a unicycle very well.
- 2 Marian can't ride a unicycle **very well** / **at all**.
- 3 In picture number eight, Marian is **angry** / **sad**.
- 4 In picture number nine, Marian is **surprised** / **scared**.
- 5 At the end of the story Marian **can** / **can't** ride a unicycle very well.
- 6 In picture number fifteen, Marian is **happy** / **angry**.




17 True or false?
Pravilno ali napačno?

- 1 Ted can't ride a unicycle.
- 2 Marian can't ride a unicycle at all.
- 3 Robin helps Marian.
- 4 Marian doesn't try to ride a unicycle.
- 5 Friar Tuck chooses Ted.
- 6 Marian is a champion.

	
<input type="checkbox"/>	<input type="checkbox"/>
<input type="checkbox"/>	<input type="checkbox"/>
<input type="checkbox"/>	<input type="checkbox"/>
<input type="checkbox"/>	<input type="checkbox"/>
<input type="checkbox"/>	<input type="checkbox"/>
<input type="checkbox"/>	<input type="checkbox"/>



18 Listen and sing.  40
Poslušaj in zapoj.

*Marian is a princess,
she lives in the wood.
She's got a friend,
his name is Robin Hood.*

She can ride a bike
and she can bounce a ball.
But ride a unicycle ...
she can't do at all!



*Marian is a princess,
she lives in the wood.
She's got a friend,
his name is Robin Hood.*

He says, Marian try
and try and try again.
Ride a unicycle ...
sure, you can learn!



19 Listen and play **The Robin and Marian Game.**

Poslušaj in igray Robin in Marian.



20 Listen and say.

Poslušaj in ponovi.



judo



jam



yoga



yoghurt

THE SOUND GAME



21 Listen and circle the pictures with the sound J.

Poslušaj in obkroži slike za besede z glasom J.



PRE-READING

22 What goes together? Match and write.
Kaj paše skupaj? Poveži in napiši.

- ride
- play
- do
- judo
- the guitar
- volleyball
- a bike
- video games
- a horse



- 1
- 2
- 3
- 4
- 5
- 6



READING

23 Read the text. Then choose the correct answer.
Preberi besedilo. Nato izberi pravilni odgovor.



Yes, I can!

Hi! My name is Eva and I'm 10 years old.

I can ride a bike and I can play the guitar well. I've got a beautiful guitar. I can do judo! I love judo!

I can do lots of things, but I can't do everything. For example, I can't rollerblade at all. But I want to learn to do it. Then I can rollerblade in Sherwood Forest!

- 1 Eva is **nine** / **ten** years old.
- 2 She **can** / **can't** ride a bike.
- 3 She **has got** / **hasn't got** a guitar.
- 4 She **enjoys** / **doesn't enjoy** judo.
- 5 She **can** / **can't** rollerblade.
- 6 She wants to **rollerblade** / **do judo** in Sherwood Forest.

LET'S WRITE!



- Before you write, think of some ideas.
- Plan your writing.
- Write your draft.
- Check your draft for spelling, grammar and punctuation.
- Give your draft to a classmate to read. Listen to his/her ideas.
- Write your final text, then share it with your teacher and classmates.

24 Make a plan to write about what you can and can't do. Complete the table.
 Načrtuj besedilo o tem, kaj znaš in česa ne znaš. Dopolni preglednico.

I can	I can't
.....
.....
.....
.....

25 In your notebook, write about what you can and can't do. Use the table above and Eva's writing on page 36 to help you. V zvezek napiši besedilo o tem, kaj znaš in česa ne znaš. Pomagaj si z zgornjo preglednico in z Evinim opisom na strani 36.

The things I can and I can't do



26 Draw a robot in your notebook. Write about it. Use the questions to help you.
 V zvezek nariši robota. Opiši ga. Pomagaj si s spodnjimi vprašanji.

- ★ What's its name?
- ★ What family has it got?
- ★ What can it do? What can't it do?



PE







Swimming is fun!

1 Match. Listen and check. 44
Poveži. Poslušaj in preveri.

In competitive swimming the four swimming styles are:

- freestyle
- breaststroke
- butterfly
- backstroke



2 Think and choose.
Razmisli in izberi.

Freestyle is easy. can do it very well.
 difficult. I can do it well.
 very difficult. can't do it at all.

Breaststroke is easy. can do it very well.
 difficult. I can do it well.
 very difficult. can't do it at all.

Butterfly is easy. can do it very well.
 difficult. I can do it well.
 very difficult. can't do it at all.

Backstroke is easy. can do it very well.
 difficult. I can do it well.
 very difficult. can't do it at all.



Swimming pool rules

UNIT

DELOVNA
RAZLIČICA

3 Match. Listen and check.
Poveži. Poslušaj in preveri.



1



2



No pushing

Shower before entering the pool

3



Use the toilets

Wear a swimming cap

4



No food and drinks

No diving

5



No pets

No running

6



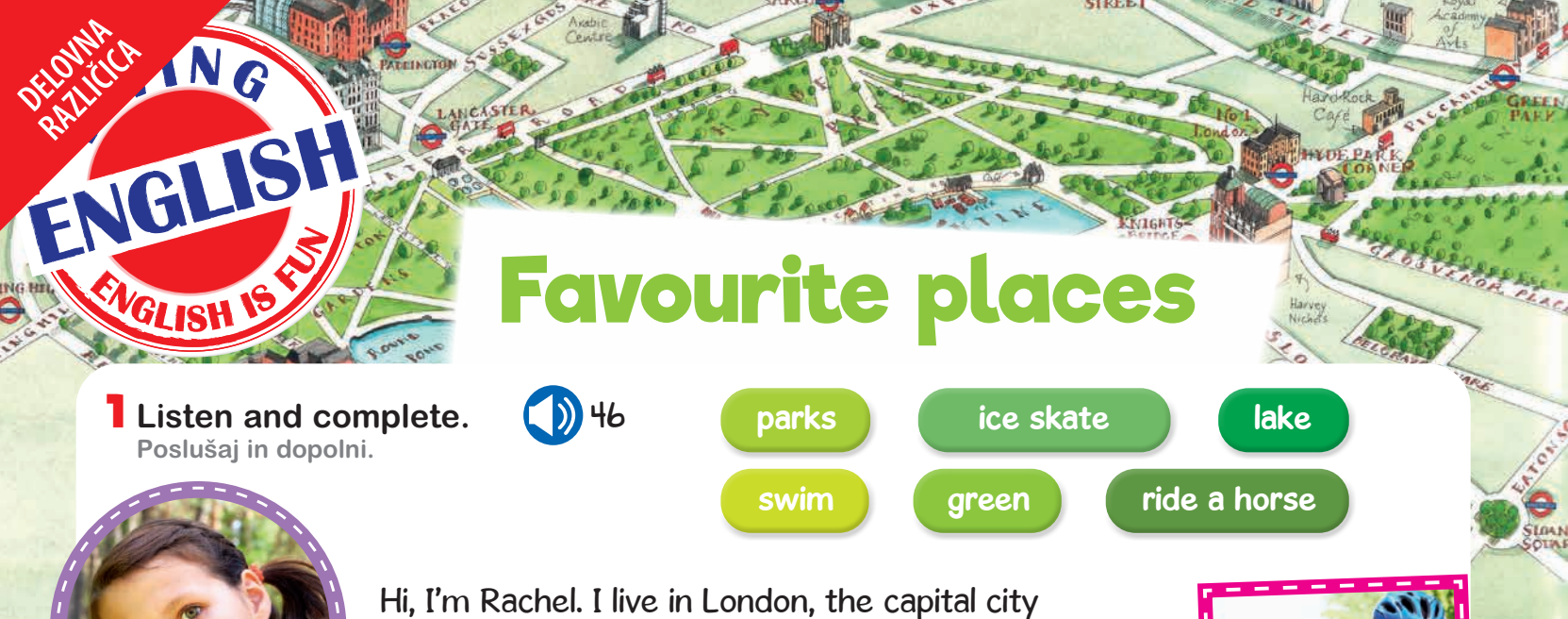
I always respect rules.

7



8





Favourite places

1 Listen and complete.
Poslušaj in dopolni.



parks

ice skate

lake

swim

green

ride a horse



Hi, I'm Rachel. I live in London, the capital city of England. London is very big, but it's also very There are many in the city. I love parks! You can skateboard, you can rollerblade, and you can ride a bike.



Hyde Park is my favourite park. It's in the centre of London and it's huge! There are many types of trees and flowers, large fields and a: The Serpentine. I love it! You can in the lake, or you can row or pedal a boat.



You can and also have riding lessons in Hyde Park. In winter you can It's cold, but it's fun!

Oh, you can see animals like pelicans and swans too! But you can't feed them.



2 Listen and choose.  47
Poslušaj in izberi.



Hello! My name is Z^ˇan. I'm from Slovenia. I live in the city of Maribor. It's a nice city. It's got a great park! I can **rollerblade / ride my bike** there. My **grandparents / cousins** live in a small town called Kamnik. It's about 120 kilometres from Maribor. In the summer, we always go to Kamnik for **two / three** weeks. I love it!

Every **day / week** we go to the Volc^ˇji Potok Arboretum. It's near Kamnik and it's very big! An arboretum is a garden with lots of different trees.



The Volc^ˇji Potok Arboretum is my favourite place in Slovenia. You can walk for a long time, and you can see many trees and beautiful flowers.



You can also see models of dinosaurs and whales. My **brother / sister** and I love them. They're huge!



LANGUAGES AROUND US

Look at the words in the table. Answer the questions.
Oglej si besede v preglednici. Odgovori na vprašanja.

Italian	German	Spanish	Slovak
bicicletta	Fußball	guitarra	plávat'


- 1 What's the meaning of the words? How do you know?
- 2 Which languages use special letters?



LIFE SKILLS


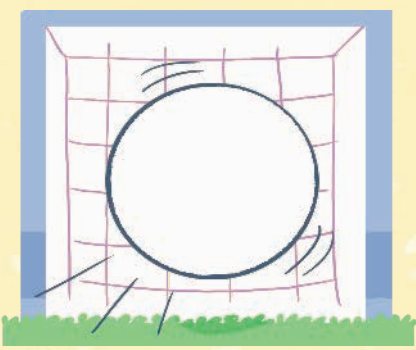
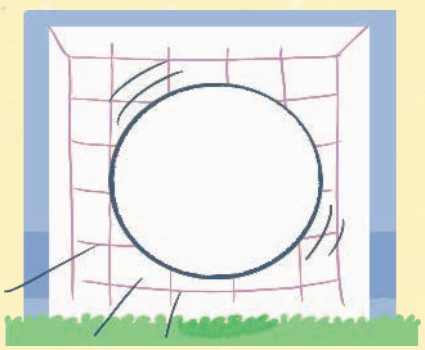


1 What can you do very well? Draw and write.
V čem si zelo dober/dobra? Nariši in napiši.



.....
.....


2 Write three goals. One for you, one for home, one for school.
Napiši tri cilje. Enega zase, enega za dom in enega za šolo.



My special goal:

My goal for home:

My goal for school:

3 Listen and read.  48

Choose your motto and learn it by heart! Use it when you need it!

Poslušaj in preberi. Izberi si svoj moto in si ga zapomni. Uporabi ga, ko ga potrebuješ.

Good, better, best.
Never let it rest.
Until your good is better
and your better is best.



Mistakes
are the proof
that you are trying!



Never say 'I can't'.
Always try!



If you believe,
you can achieve!



Think of something you want to learn to do well. Make a poster to encourage you to improve. Put it on a wall in your bedroom. Look at it every day and practise, because

PRACTICE MAKES PERFECT!





1 soup

2 tomatoes

3 bread


4 water

5 rice

7 strawberries

8 chocolate

9 cherries



1 Look and tick.
Poglej in odključaj.

I can see ...

- a door
- a chair

- a table
- a window

2 Listen and point. Say. 49
Poslušaj in pokaži. Ponovi.

3 Listen and sing. 50-51
Poslušaj in zapoj.

*It's lunchtime!
One-two-three.
The food is ready,
eat with me!*



Do you like tomatoes?
Yes, I do.
Do you like tomatoes?
Yes, I do.

Do you like cherries?
No, I don't.
Do you like cherries?
No, I don't.

*It's lunchtime!
One-two-three.
The food is ready,
eat with me!*

*It's lunchtime!
One-two-three.
The food is ready,
eat with me!*



6 eggs



10 milkshake

4 Listen and play. 52
Poslušaj in se igray.

I like strawberries.

I like strawberries
and cherries.



THE FOX AND THE STORK

5 Listen and say. Poslušaj in ponovi.  53



LANGUAGE GARDEN

I like rice.

I don't like rice.

Do you like rice?

Yes, I do.
No, I don't.

He likes bread.

He doesn't like bread.

Does he like bread?

Yes, he does.
No, he doesn't.

6 Guess and tick. Listen and check. Ugibaj in odključaj. Poslušaj in preveri.  54

Omar, do you like rice?



- Yes, I do.
- No, I don't.

Does Evita like milkshake?



- Yes, she does.
- No, she doesn't.

Does Josh like cherries?



- Yes, he does.
- No, he doesn't.

7 Complete. Dopolni.

Omar rice.

Evita milkshake.

Josh cherries.

I like

I don't like

.....

8 Ask your classmate.
Vprašaj sošolca/sošolko.

Do you like ...?

9 Listen and play The Guessing Game.
Poslušaj in igray igro ugibanja.



Is it a boy or a girl?
Does she like eggs?
Does she like soup?
She is Martha.

It's a girl.
No, she doesn't.
Yes, she does.
Yes!



Ben



Lin



Thomas




MARIE



Martha



Chen



JANE



Ted



Rick



Lisa





Juan



NICHOLAS

THE FOX AND THE STORK

10 Listen and tick or cross.  56
Poslušaj in odkljukaj ali prečrtaj.



11 Write. Use:
Napiši. Uporabi:

- rice
- bread
- tomatoes
- spaghetti
- strawberries
- milkshake
- cherries
- pizza
- egg
- chocolate
- hamburger
- carrots

She likes rice.
.....
.....
.....
.....
.....

He doesn't like cherries.
.....
.....
.....
.....
.....

12 Write. Listen and check.
Napiši. Poslušaj in preveri.



For **breakfast** Alison has



.....,




..... and



.....

For **lunch** Lily has



.....,



..... and



.....



For **dinner** Brandon has



.....,



..... and



.....



13 Circle.
Obkroži.


- 1 Alison likes eggs for **dinner** / breakfast / lunch.
- 2 Lily likes spaghetti for **breakfast** / dinner / lunch.
- 3 Brandon likes carrots for **dinner** / lunch / breakfast.

THE FOX AND THE STORK

14 Listen to the story.
Poslušaj zgodbo.



It's important to be kind.



1




2



3



4




5



6



7



15 Act out the story.
Odigraj zgodbo.

THE FOX AND THE STORK

16 True or false?
Pravilno ali napačno?

- 1 Mr Fox likes tea.
- 2 Mrs Stork likes tea.
- 3 Mr Fox doesn't like milkshake.
- 4 Mary likes milkshake.
- 5 Bob doesn't like milkshake.
- 6 Mrs Stork doesn't like milkshake.
- 7 Mr Fox likes milkshake.
- 8 Mrs Stork and Mr Fox are kind.

T	F
<input type="checkbox"/>	<input type="checkbox"/>
<input type="checkbox"/>	<input type="checkbox"/>
<input type="checkbox"/>	<input type="checkbox"/>
<input type="checkbox"/>	<input type="checkbox"/>
<input type="checkbox"/>	<input type="checkbox"/>
<input type="checkbox"/>	<input type="checkbox"/>
<input type="checkbox"/>	<input type="checkbox"/>
<input type="checkbox"/>	<input type="checkbox"/>
<input type="checkbox"/>	<input type="checkbox"/>



17 Complete. Use *please / thank you*.
Dopolni. Uporabi *please / thank you*.



18 Listen and sing. 59
Poslušaj in zapoj.

The fox and the stork
are very good friends,
they have tea together.
But Mrs Stork can't drink her tea
because her beak is too long!


*No tea for Mrs Stork ...
Poor, Mrs Stork!*

The fox and the stork
are very good friends,
they have milkshake together.
But the glass is too tall for Mr Fox
and he can't drink at all!

*No milkshake for Mr Fox ...
Poor, Mr Fox!*



19 Listen and play **The Mr Green Is My Guest Game.**  60
Poslušaj in igray igro Gospod Green je moj gost.



20 Listen and say.  61
Poslušaj in ponovi.



three



mouth



bath



think

THE SOUND GAME



21 Listen and circle the pictures with the sound TH.  62
Poslušaj in obkroži slike za besede z glasom TH.



THE FOX AND THE STORK

PRE-READING

22 Complete the sentences with *like* or *don't like*.
Dopolni povedi z *like* ali *don't like*.

- 1 I chocolate.
- 2 I tomatoes.
- 3 I soup.
- 4 I cherries.
- 5 I bread.

READING

23 Read the text. Then complete the table.
Preberi besedilo. Nato dopolni preglednico.



Food and my family

Hello, my name is Noah.
 I like soup. My favourite meal is dinner.
 My sister likes bread. Her favourite meal is breakfast.
 My brother likes eggs. His favourite meal is lunch.
 Mum and Dad like rice. Their favourite meal is dinner.
 But we don't like everything in our family. Mum doesn't like hamburgers and Dad doesn't like chocolate! I don't like carrots, my sister doesn't like biscuits, and my brother doesn't like strawberries.
 What about you?

	Likes	Doesn't like	Favourite meal
Noah
his sister
his brother
his mum
his dad

LET'S WRITE!



- Before you write, think of some ideas.
- Plan your writing.
- Write your draft.
- Check your draft for spelling, grammar and punctuation.
- Give your draft to a classmate to read. Listen to his/her ideas.
- Write your final text, then share it with your teacher and classmates.

24 What is important when you write your draft?

Kaj je pomembno, ko pišeš osnutek?

- a** I spell every word correctly.
- b** I don't make any mistakes.
- c** I finish it.

25 In your notebook write about the food you like and don't like. Use Noah's writing on page 54 to help you. V zvezek piši o hrani, ki ti je všeč, in tisti, ki ti ni. Pomagaj si z Noahovim opisom na strani 54.

The food I like and don't like

**26** In your notebook write a list of words you can use to describe food from your country. Then write about the food. Use the questions to help you.


V zvezek napiši seznam besed, s katerimi lahko opišeš hrano iz tvoje države. Opiši jo. Pomagaj si s spodnjimi vprašanji.

- ★ What is the name of the food?
- ★ What is in it?
- ★ When do people eat it?
- ★ Why do you like it?
- ★ Who in your family likes it? Who doesn't like it?

HEALTH AND NUTRITION

Healthy snacks




1 Listen and read.  63
Poslušaj in beri.

We usually eat three meals a day: **breakfast**, **lunch** and **dinner**.

A **snack** gives you energy between meals. You can have snacks in the morning or in the afternoon. It is not a good idea to eat snacks at night.



2 Listen and say.  64
Poslušaj in povej.



3 Which are the healthy snacks? Tick and discuss with your classmate.
Kateri so zdravi prigrizki? Odključaj jih in se pogovori s sošolcem/sošolko.

My snack diary



MY FAVOURITE SNACK IS FRUIT
I ♥ APPLES!

UNIT

DELOVNA
RAZLIČICA



Keep a snack diary for one week. Record all the things you eat and drink. Then compare your snack diary with your classmates.



1



2



3



4



5

Here's my snack diary!



MONDAY
CRACKERS
FRUIT JUICE

TUESDAY
MUESLI
BAR
YOGHURT

WEDNESDAY
CRISPS
FIZZY DRINK

THURSDAY



1 Listen and read. 65
Poslušaj in beri.

Every day in Great Britain people drink 165 million cups of tea.
Traditional English tea is very dark and it is served with milk.

2 Match. Listen and check. 66
Poveži. Poslušaj in preveri.



- Put one teaspoon of tea per person, plus one, in the teapot.
- Pour the boiling water into the teapot.

- Serve.
- Leave for 5 minutes.
- Boil water in the kettle.

Tea traditions around the world

UNIT

DELOVNA
RAZLIČICA

3 Listen and complete.
Poslušaj in dopolni.



small

glass

clothes

salt

sugar

sandwiches

green

hours



Butter tea is a tradition in **Tibet**. It is called *po cha*.
People boil the tea leaves for many
Then they put in butter and People
drink butter tea from a bowl.

- In **Japan** people prepare, serve and drink
- tea. The tea is called *matcha*. People drink it in a special
• tea room. They drink the tea from bowls. They are quiet
• and wear special



In **Morocco** people drink mint tea. They drink mint
tea in a Mint is a plant. People
put green tea and in the glass
too. Mint tea in Morocco is very sweet.

- Afternoon tea is a tradition in **Britain**. People usually have afternoon
• tea at 4 o'clock. It is a meal. People usually drink
• tea and eat scones with cream and jam, and cakes.



Hello!

Bonjour!

¡Hola!

Ciao!

LANGUAGES AROUND US

Answer the questions. Use an online dictionary to help you.
Odgovori na vprašanja. Pomagaj si s spletnim slovarjem.



- 1 In Italian 'pasta' is a type of food. What is the meaning of the word in Polish?
- 2 'Glass' is a word in English and Swedish. What is the meaning of the word in Swedish?
- 3 In Italian, 'panna' means 'cream'. What is the meaning of the word in Finnish?

THE LITTLE MERMAID

bedroom

2 bookshelf

1 wardrobe

3 bed

living room

4 picture

5 sofa

6 armchair

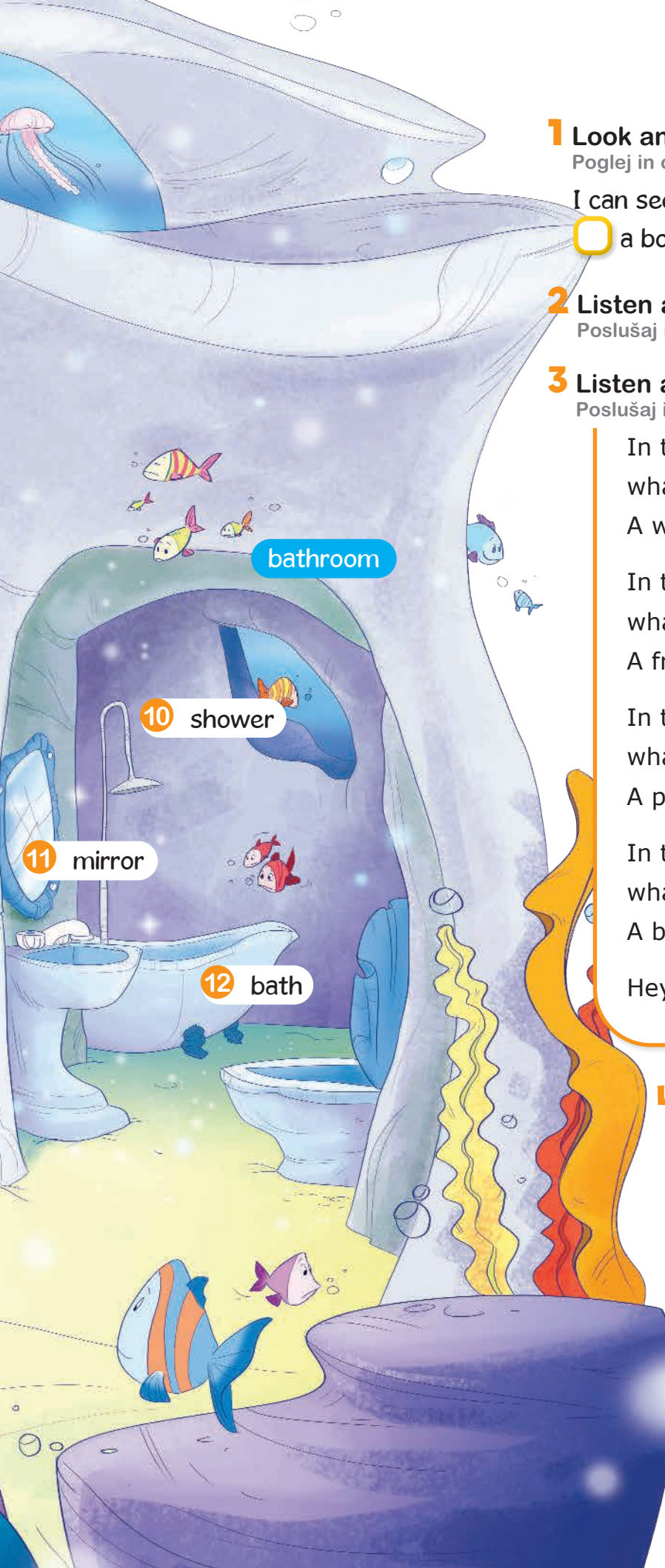
kitchen

7 fridge

8 cooker

9 table






1 Look and tick.
Poglej in odkljukaj.

I can see ...

- a book a fish a TV stars

2 Listen and point. Say.  68
Poslušaj in pokaži. Ponovi.

3 Listen and sing.  69-70
Poslušaj in zapoj.

In the bedroom

what can you see?

A wardrobe, a bookshelf and a bed for me!

In the kitchen

what can you see?

A fridge, a cooker and a table for me!

In the living room

what can you see?

A picture, an armchair and a sofa for me!

In the bathroom

what can you see?

A bath, a shower and a mirror for me!

Hey, look ... That's me!



bathroom

10 shower

11 mirror

12 bath

4 Listen and play.  71
Poslušaj in se igray.

Where's the sofa?

It's in the living room.



THE LITTLE MERMAID



5 Listen and say.  12
Poslušaj in ponovi.

LANGUAGE GARDEN

There is a fridge. There isn't a fridge. Is there a fridge? { Yes, there is.
No, there isn't.

There are two beds. There aren't two beds. Are there two beds? { Yes, there are.
No, there aren't.

6 Tick. Listen and check.  13
Odključaj. Poslušaj in preveri.



Is there a fridge in the kitchen?



- Yes, there is.
- No, there isn't.

Is there a picture in the living room?



- Yes, there is.
- No, there isn't.

Are there two beds in the bedroom?



- Yes, there are.
- No, there aren't.

Are there two mirrors in the bathroom?



- Yes, there are.
- No, there aren't.

7 Complete. Use *there is / there isn't / there are / there aren't*.
Dopolni. Uporabi *there is / there isn't / there are / there aren't*.

- 1 a fridge in the kitchen.
- 2 a picture in the living room.
- 3 two beds in the bedroom.
- 4 two mirrors in the bathroom.

8 Listen and play The Guessing Game.
Poslušaj in igray igro ugibanja.



Is there a blue armchair?


Are there two pictures?

It's the bedroom.

Yes, there is.

Yes, there are.

Right!



THE LITTLE MERMAID

9 Read and circle the wrong words.
Preberi in obkroži napačne besede.



In my bedroom there is a small wardrobe, there are two beds, there is one mirror, there are two armchairs and there are two pink lamps.



In my bedroom there are two beds, there is a big wardrobe, there are two mirrors and one picture, there is one sofa, and there is one blue lamp.



10 Look at the pictures. Complete and answer.
Oglej si slike. Dopolni in odgovori.

- 1 Is there a yellow wardrobe in his room? Yes,
- 2 Are there three beds in his bedroom? No,
- 3 a blue wardrobe in her bedroom?
- 4 two lamps in her bedroom?
- 5 one mirror in her bedroom?
- 6 two armchairs in his bedroom?

11 Listen and number.  75
Poslušaj in oštevilči.



have lunch



cook



read a book



use a tablet



sleep



watch TV



play football



have a bath

12 Think and complete with actions.
Premisli in dopolni s poimenovanji za aktivnosti.

- 1 I can in the kitchen.
- 2 I can't in the bathroom.
- 3 I can in the living room.
- 4 I can in the bedroom.
- 5 I can't in the bedroom.
- 6 I can in the bathroom.
- 7 I can't in the living room.
- 8 I can't in the kitchen.
- 9 I can in the garden.





THE LITTLE MERMAID

13 Listen to the story.
Poslušaj zgodbo.



Sharing is nice!



Wow, what a big bookshelf!
Can I read a book?



Don't touch them!
They're my books!

Don't touch it!
It's ...



I know ...
It's your mirror!



Bye-bye, Pearl.
I want to go home.



Come back, Melody!
Come back!



Mum, I'm sad.
Can I call a friend?

No, you can't.
Sorry.

Because friends
share things and
play together.



Why?

Next time,
be kind to
your friends!

14 Act out the story.
Odigraj zgodbo.

THE LITTLE MERMAID

15 True or false? Pravilno ali napačno?

- 1 Pearl is sad.
- 2 Melody invites Pearl to play.
- 3 Melody doesn't like the bedroom.
- 4 There is a pink bed.
- 5 There isn't an armchair.
- 6 There isn't a bookshelf.
- 7 There is a mirror.
- 8 Melody is angry.

T	F
<input type="checkbox"/>	<input type="checkbox"/>
<input type="checkbox"/>	<input type="checkbox"/>
<input type="checkbox"/>	<input type="checkbox"/>
<input type="checkbox"/>	<input type="checkbox"/>
<input type="checkbox"/>	<input type="checkbox"/>
<input type="checkbox"/>	<input type="checkbox"/>
<input type="checkbox"/>	<input type="checkbox"/>
<input type="checkbox"/>	<input type="checkbox"/>



16 Find and complete. Poišči in dopolni.

- 1 Pearl is happy in picture number
- 2 Pearl is surprised in pictures number and
- 3 Pearl is sad in pictures number and
- 4 Pearl is angry in pictures number, and

17 Listen and sing. 77

Poslušaj in zapoj.

*My name is Pearl,
I live in the sea.
I'm a little mermaid,
come and see.*

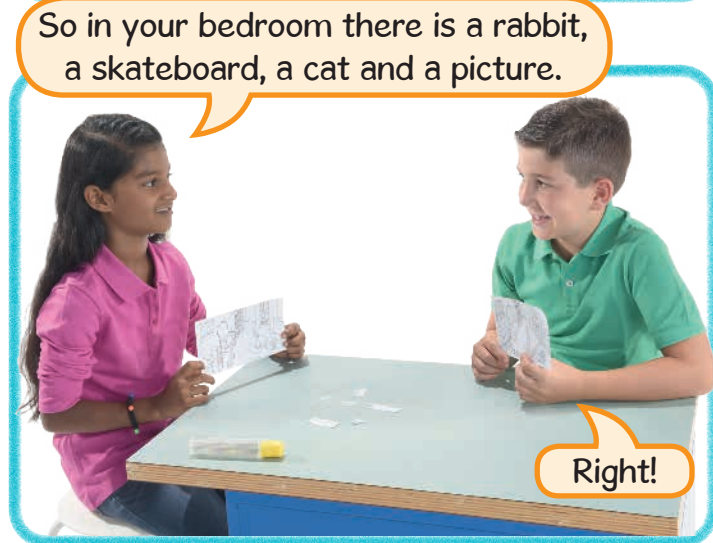
I like my house
under the sea.
It's nice and big,
come and see.

This is my bedroom.
Please, come in.
Let's play together
under the sea.

*My name is Pearl
and she's Melody.
We play together
under the sea.*



18 Listen and play **My Messy Bedroom Game**.
Poslušaj in igraj igro Moja razmetana soba.



19 Listen and say.
Poslušaj in ponovi.



6
six



THE SOUND GAME



20 Listen and circle the pictures with the sound **S**.
Poslušaj in obkroži slike za besede z glasom S.



7









THE LITTLE MERMAID

PRE-READING

21 Write the words.
Napiši besede.

- armchair
- picture
- bookshelf
- bed
- table
- sofa

		
1	2	3
		
4	5	6

READING

22 Read the text. Then mark true or false.
Preberi besedilo. Nato označi pravino ali napačno.



My bedroom

Hello, I'm George. My favourite room is my bedroom. There is a small bed and there is a big bookshelf. I've got lots of books! There are two pictures on the wall. There is a nice red armchair, a big table, and a small lamp. There isn't a sofa or a mirror. My bedroom walls are blue - blue is my favourite colour. In my room, I sleep and I read books. I love my room! Tell me about your bedroom!

- | | | | | | |
|----------------------------|--------------------------|--------------------------|-------------------------|--------------------------|--------------------------|
| | T | F | | T | F |
| 1 There isn't a bookshelf. | <input type="checkbox"/> | <input type="checkbox"/> | 4 There isn't a table. | <input type="checkbox"/> | <input type="checkbox"/> |
| 2 There are two pictures. | <input type="checkbox"/> | <input type="checkbox"/> | 5 There is a lamp. | <input type="checkbox"/> | <input type="checkbox"/> |
| 3 The armchair is blue. | <input type="checkbox"/> | <input type="checkbox"/> | 6 There isn't a mirror. | <input type="checkbox"/> | <input type="checkbox"/> |

LET'S WRITE!



- Before you write, think of some ideas.
- Plan your writing.
- Write your draft.
- Check your draft for spelling, grammar and punctuation.
- Give your draft to a classmate to read. Listen to his/her ideas.
- Write your final text, then share it with your teacher and classmates.

23 Put the three Let's Write! stages in the correct order.

Pravilno razvrsti spodnje tri korake v postopku pisanja.

- a** Write your first draft.
- b** Read and correct spelling, grammar and punctuation mistakes.
- c** Plan your writing.



24 In your notebook write about your favourite room. Use George's writing on page 70 to help you.

V zvezek napiši opis svoje najljubše sobe. Pomagaj si z Georgeovim opisom na strani 70.

	My favourite room
--	-------------------



25 In your notebook write about a room for a mermaid. Use the questions to help you.

V zvezek napiši opis sobe za morsko deklico. Pomagaj si s spodnjimi vprašanji.

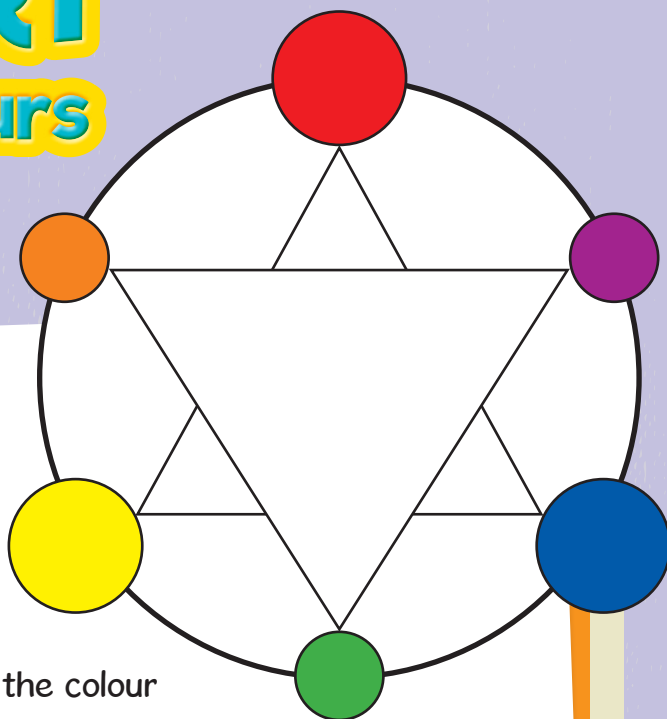
- ★ Is the room big or small?
- ★ What colour is the room?
- ★ What is in the room?
- ★ What are the things in the room like?
- ★ What can you do in the room? What can't you do?



CLIL

ART Colours

1 Listen and complete.  81
Poslušaj in dopolni



The **primary** colours are:

....., and

The **secondary** colours are:

....., and

Each colour has got a **complementary** colour. On the colour wheel the complementary colours are opposite each other.

So the colour pairs are:

red and

..... and

..... and

In each pair there is a **warm** colour and a **cold** colour.

The warm colours are, and

The cold colours are, and

I'm a real artist.



2 Make a colour wheel.
Izdelaj barvno kolo.

Here it is!
Now it's your turn!



1



2



3 Look at the colours in the picture and write warm or cold.
Oglej si barve na sliki in napiši, ali so tople ali hladne.



© Van Gogh Museum, Amsterdam

4 Colour the picture. Change the warm and cold colours.
Pobarvaj sliko. Zamenjaj tople in hladne barve.



Make a collage with pictures from magazines.
Use only warm or cold colours. Describe your
collage to your classmates.

Different types of houses

1 Listen and match.  82
 Poslušaj in poveži.

In **Great Britain** there are different types of houses. Houses have usually got a coloured front door with a knocker. Some houses have bow windows.

You can find **semi-detached houses, detached houses, cottages with thatched roofs, blocks of flats, and terraced houses.**



1

2

thatched roof



3



4



5



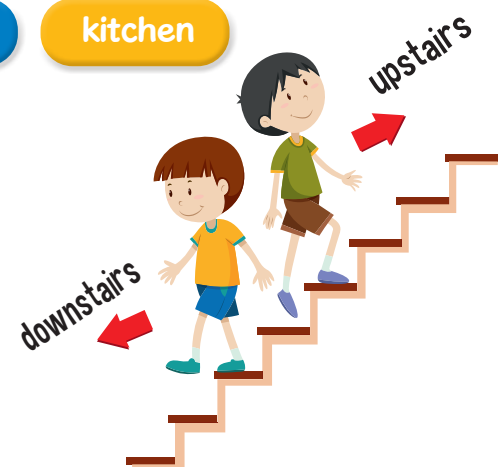
bow window


knocker

2 Listen and complete.  83
 Poslušaj in dopolni.

Some terraced houses in Britain have got three floors. But a terraced house has got floors. Downstairs there is a, a and a toilet. Upstairs there are and a

- living room
- typical
- bathroom
- two
- bedrooms
- kitchen



3 Listen and choose.  84
Poslušaj in izberi.



Hi Marie,

Thank you for the photo! Your **brother / cousin** has got a great house – I like **terraced houses / cottages!**

My **uncle / sister** lives in a houseboat in the Netherlands. We always stay there in the summer!

I really like cave houses. My **grandmother / grandfather** lives in a cave house in Tunisia in North Africa.

I want to live in this stilt house. It's **beautiful / amazing!** It's in **Cambodia / Vietnam** in Asia.

Write soon!
Lucas



LANGUAGES AROUND US

The words in the table mean 'house'. Look at them and answer the questions.
Besede v preglednici pomenijo 'hiša'. Oglej si jih in odgovori na vprašanja.

Czech	Danish	Romanian	Bulgarian	French	Spanish
dům	hus	casa	къща	maison	casa

- Which word is similar to the English word?
- Which word uses a different script to your language?
- Which languages have the same word for house?



LIFE SKILLS



1 Match. Listen and check.  85
Poveži. Poslušaj in preveri.



- set the table
- tidy my bedroom
- water the flowers
- clear the table
- do the shopping
- take out the rubbish

2 What do you do at home to help your family? Write.
Kako doma pomagaš članom svoje družine? Napiši.

.....

.....

.....

.....

.....

.....

.....

.....

.....

.....

.....

.....

.....

.....


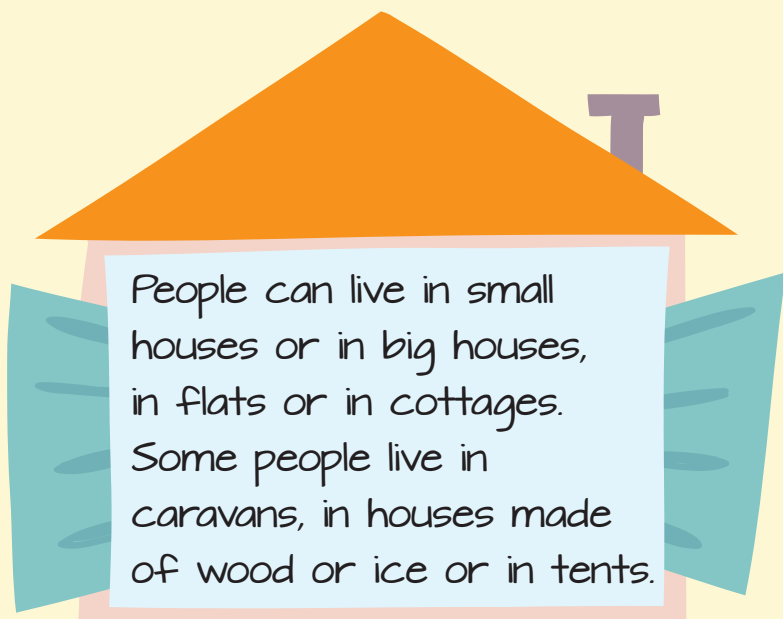
.....

.....

3 How do you feel when you help your family? Complete.
Kako se počutiš, ko pomagaš članom svoje družine? Dopolni.


I feel

4 Read. Draw and write.
Preberi. Nariši in napiši.




Two things I can find in every home are:

.....
.....



Two special things in my home are:

.....
.....



My favourite things in my home are:

.....
.....

Draw your secret place.



5

THE EMPEROR'S NEW CLOTHES



1 T-shirt

2 dress

3 shorts

4 shirt

7 trainers

6 shoes

8 jumper

9 skirt




5 jacket


10 trousers

1 Look and tick. How many buttons can you find?
Poglej in odključaj. Koliko gumbov lahko najdeš?

- 11
- 12
- 13



2 Listen and point. Say.  86
Poslušaj in pokaži. Ponovi.

3 Listen and sing.  87-88
Poslušaj in zapoj.

*Hey, hey, hey!
What are you wearing?
Hey, hey, hey!
What are you wearing?
Hey, hey, hey!
What are you wearing today?*

I'm wearing trainers,
I'm wearing trousers,
I'm wearing a shirt
and a jacket, too.

(Repeat chorus)

I'm wearing shoes,
I'm wearing a skirt,
I'm wearing a dress
and a jumper, too.

(Repeat chorus)



4 Listen and play.  89
Poslušaj in se igray.

I need a shirt.

I need a shirt
and a jumper.

I need a shirt,
a jumper and shoes.



THE EMPEROR'S NEW CLOTHES



5 Listen and say. Poslušaj in povej. 90

LANGUAGE GARDEN

I'm wearing jeans. I'm not wearing jeans. Are you wearing jeans? Yes, I am. No, I'm not.

He's wearing jeans. He isn't wearing jeans. Is he wearing jeans? Yes, he is. No, he isn't.

6 Tick. Listen and check. Odključaj. Poslušaj in preveri. 91

Lara, are you wearing a red skirt?



- Yes, I am.
- No, I'm not.

Is Matt wearing a jumper?



- Yes, he is.
- No, he isn't.

Is Lisa wearing a T-shirt?



- Yes, she is.
- No, she isn't.

7 Complete. Dopolni.

Lara jeans.
Matt trainers.
Lisa a shirt.

I'm wearing
.....
.....

8 Ask your classmate.
Vprašaj sošolca/sošolko.

Are you wearing ...?

9 Listen and play **The Guessing Game**.
Poslušaj in igraj igro ugibanja.



Is it a boy or a girl?
Is she wearing a skirt?
Is she wearing trainers?
She's Amelia.



It's a girl.
No, she isn't.
Yes, she is.
Right!



THE EMPEROR'S NEW CLOTHES

10 Read, match and write the names. There are two extra texts.

Preberi, poveži in napiši imena. Dva opisa sta odveč.

Noah is wearing blue trousers, red trainers, a white shirt and a blue jumper.


Mia isn't wearing a skirt. She's wearing shorts, an orange T-shirt, a jacket and blue trainers.

Anastasia is wearing a purple skirt, an orange T-shirt, blue trainers and a white jacket.

Bryan is wearing blue trousers, red trainers, a yellow jacket and a T-shirt.

Mike is wearing a yellow T-shirt and a red jacket. He isn't wearing shoes. He's wearing orange trainers.

Scarlett isn't wearing a skirt. She's wearing purple shorts and a white T-shirt. She's wearing pink trainers.



11 Find the differences. Check with a classmate.

Poišči razlike. Preveri s sošolcem/sošolko.



She
but he

She
but he

She
but he



12 Listen and number. Poslušaj in oštevilči.



- big
- new
- small
- clean
- long
- dirty
- short
- old

13 Read, find and tick. Preberi, poišči in odključaj.

He's wearing a small, clean shirt.



She's wearing small, new trainers.



He's wearing long, old trousers.



She's wearing a short, dirty dress.



THE EMPEROR'S NEW CLOTHES

14 Listen to the story.
Poslušaj zgodbo.



Trust yourself!



A jacket, please!

Here you are.

1



I like it, but I want a red jacket.

But Emperor, you're wearing a red jacket.

2



It's a special jacket.

Only intelligent people can see the real colour of this jacket.

Ah ... Really? OK! And I need a shirt. A white shirt.

3



Here is a beautiful white shirt.

White? Oh yes, yes ... it's white!

4

LATER



Emperor, lunch is ready.

Thank you, James.

5



James, do you like my red jacket?

You aren't wearing a red jacket.

6

Only intelligent people can see the real colour of this jacket.



Oh yes, Emperor. Your red jacket is beautiful.

7

James, I don't like chicken!

James ... fish and chips, please.



Immediately, Emperor.

8

Mmm ... thank you, James.

My Emperor, it's special fish. Only intelligent people can see it.



9



10

COME BACK!



13

Are you eating chicken?

But you don't like chicken!



11

What??!!



12

15 Act out the story. Odigraj zgodbo.

THE EMPEROR'S NEW CLOTHES

16 True or false?

Pravilno ali napačno?

- 1 The emperor puts on a jacket.
- 2 The jacket is blue.
- 3 The emperor needs a shirt.
- 4 The shirt is white.
- 5 Lunch is ready.
- 6 The emperor doesn't like chicken.
- 7 The emperor is intelligent.
- 8 The emperor is angry at the end.

T	F
<input type="checkbox"/>	<input type="checkbox"/>
<input type="checkbox"/>	<input type="checkbox"/>
<input type="checkbox"/>	<input type="checkbox"/>
<input type="checkbox"/>	<input type="checkbox"/>
<input type="checkbox"/>	<input type="checkbox"/>
<input type="checkbox"/>	<input type="checkbox"/>
<input type="checkbox"/>	<input type="checkbox"/>
<input type="checkbox"/>	<input type="checkbox"/>



17 Answer.

Odgovori.

- 1 Is the emperor wearing a red jacket?
- 2 Is he wearing a white shirt?
- 3 Is he wearing green trousers?
- 4 Is he wearing red shoes?
- 5 Is he eating fish and chips?

.....

.....

.....

.....

.....

18 Listen and sing.

Poslušaj in zapoj.



The emperor
has got new clothes.
A red jacket
and what more?
A white shirt
but it's not true.
The shirt is green and
the jacket is blue!

The emperor
is hungry now.
He asks for fish
and chips, too.
The food is ready
but it's not true.
No fish today but
chicken for you!



19 Listen and play **The Dictation Game.**
Poslušaj in igraj igro narekovanja.



He's wearing a purple shirt.



He's wearing yellow shoes.



Right! Very good!

Great!



20 Listen and say.
Poslušaj in ponovi.



clean



run



sing



long

THE SOUND GAME



21 Listen and circle the pictures with the sound **-NG**.
Poslušaj in obkroži slike za besede -ING.



THE EMPEROR'S NEW CLOTHES

PRE-READING

22 True or false?
Pravilno ali napačno?

- 1 She's wearing a pink skirt.
- 2 He's wearing green trainers.
- 3 He's wearing an orange jumper.
- 4 She's wearing a white cap.
- 5 She's wearing a purple dress.
- 6 He's wearing a yellow T-shirt.

T	F
<input type="checkbox"/>	<input type="checkbox"/>
<input type="checkbox"/>	<input type="checkbox"/>
<input type="checkbox"/>	<input type="checkbox"/>
<input type="checkbox"/>	<input type="checkbox"/>
<input type="checkbox"/>	<input type="checkbox"/>
<input type="checkbox"/>	<input type="checkbox"/>



READING

23 Read the text. Then answer the questions.
Preberi besedilo. Nato odgovori na vprašanja.



Old and new clothes

Hello, my name is Dylan and today is a very special day for me. It's my birthday! I'm ten years old and I'm very happy! I'm having a big birthday party at my house. All my friends from school are here.

For my party, I'm wearing some of my favourite clothes. I'm wearing my black trainers, and I'm wearing my old, blue jeans. I'm wearing my new, long shirt, and I'm also wearing a red birthday hat! I'm not wearing my jacket because it's hot.

What are you wearing today?

- 1 How old is Dylan?
- 2 What colour trainers is he wearing?
- 3 What jeans is he wearing?
- 4 What shirt is he wearing?
- 5 What colour hat is he wearing?
- 6 Why isn't he wearing his jacket?

LET'S WRITE!



- Before you write, think of some ideas.
- Plan your writing.
- Write your draft.
- Check your draft for spelling, grammar and punctuation.
- Give your draft to a classmate to read. Listen to his/her ideas.
- Write your final text, then share it with your teacher and classmates.

24 In your notebook write about what you are wearing today. Use Dylan's writing on page 88 to help you. V zvezek opiši, kako si danes oblečen/-a. Pomagaj si z Dylanovim opisom na strani 88.

	What I'm wearing today

25 Ask and answer the questions with a classmate. S sošolcem/sošolko odgovorita na vprašanja.

- What do you think of my draft?
- Is it easy to understand?
- How can I improve it?



26 In your notebook draw clothes to wear to a party. Describe the clothes and write about the party. Use the questions to help you. V zvezek nariši oblačila za zabavo. Opiši jih in napiši še kaj o zabavi. Pomagaj si s spodnjimi vprašanji.

- ★ What are you wearing? What are your party clothes like?
- ★ Where in the house is the party taking place?
- ★ What food is there at the party?
- ★ What can you do at the party?





ROAD SAFETY

Be bright, be seen!

1 Who is wearing safe clothes?
Kdo nosi varna oblačila?

2 Write the names of safe, bright colours.
Napiši besede za varna, svetla oblačila.



Elizabeth



Sarah

Wear the right protection!

3 Listen and complete.  99
Poslušaj in dopolni.

knees

hands

feet

elbows

head

When you skateboard or rollerblade, remember to wear the right protection:



a helmet for your

.....



gloves for your

.....



pads for your

..... and for
your



trainers for your

.....

How to correctly fit a helmet:

1

finger



4

fingers



2

fingers



The Green Cross Code

4 Listen and read.
Poslušaj in preberi



I cross the road carefully.



1 **THINK** and find a safe place to cross.

2 **STOP** at the kerb.

3 **LOOK** all around for traffic.

4 **LISTEN** for traffic.

5 If traffic is coming, **WAIT**.

6 When it is safe, **CROSS** the road.


7 Do not run.

8 Keep looking and listening.



Make a road safety poster
about crossing the road in
the correct way.





UNIFORMS

1 Match. Listen and check.

Poveži. Poslušaj in preveri.



Many people wear uniforms: **doctors**, **chefs**, **police officers**, **pilots**.



She's a



He's a



She's a



He's a

2 Listen and answer.

Poslušaj in odgovori.



Sportspeople also wear uniforms. Sports teams have uniforms with different colours. When you wear a uniform, you are part of the team.



Do you play in a sports team or club?

Have you got a uniform?

What colour is it?

3 Listen and complete.  103
Poslušaj in dopolni.

- trousers
- shoes
- jumper
- uniforms
- shirt
- T-shirt

In Great Britain and in many countries around the world schoolboys and schoolgirls wear

Boys usually wear a or a shirt, a jumper, a jacket, and shoes.

Girls usually wear a T-shirt or a, a or a cardigan, a skirt and

Children sometimes wear a tie and a cap with the school logo.



- Hello!
- Bonjour!
- ¡Hola!
- Ciao!



Work in groups of 4 or 5. Design a uniform and a logo for your school.

LANGUAGES AROUND US

The sentences below mean 'I'm wearing shorts'. Look at them and answer the questions. Povedi v preglednici pomenijo 'Oblečene imam kratke hlače'. Oglej si jih in odgovori na vprašanja.

Polish
Mam na sobie szorty.

Portuguese
Estou de bermuda.

Swedish
Jag har shorts på mig.

- 1 Which language has the same word as the English word?
- 2 Which word in each sentence means 'shorts'?

6

THE JUNGLE BOOK

UNIT



1 monkey

2 eagle

3 giraffe

6 panther

8 bear

7 tiger

10 crocodile


4 snake


5 elephant

9 hippo

1 Look and tick. How many tails can you see?
Poglej in odkljukaj. Koliko repov vidiš?

 8 9 10

2 Listen and point. Say.  104
Poslušaj in pokaži. Ponovi.

3 Listen and sing.  105-106
Poslušaj in zapoj.

In the jungle
there are animals
all around ...

I can see a tiger,
I can see a snake,
I can see a hippo
swimming in the lake.

I can see an eagle,
I can see a bear,
I can see an elephant
walking over there.

In the jungle
there are animals
all around ...



4 Listen and play.  107
Poslušaj in se igray.

I can see a giraffe.

I can see a giraffe
and a snake.





THE JUNGLE BOOK

5 Listen and say. Poslušaj in ponovi.  108



LANGUAGE GARDEN

I've got big legs. I haven't got big legs. Have you got big legs?  Yes, I have.
No, I haven't.


It's got four legs. It hasn't got four legs. Has it got four legs?  Yes, it has.
No, it hasn't.

6 Tick. Listen and check. Odključaj. Poslušaj in preveri.  109

Have you got a long neck?

Has it got two legs?

Has it got small ears?



Yes, I have.
 No, I haven't.

Yes, it has.
 No, it hasn't.

Yes, it has.
 No, it hasn't.

7 Complete. Dopolni.

- 1 A giraffe a long neck.
- 2 An elephant two legs.
- 3 A hippo small ears.

I've got

.....

.....

8 Listen and play **The Guessing Game.**
Poslušaj in igray igro ugibanja.



Has it got big ears?


Has it got long arms?

It's a monkey.

No, it hasn't.

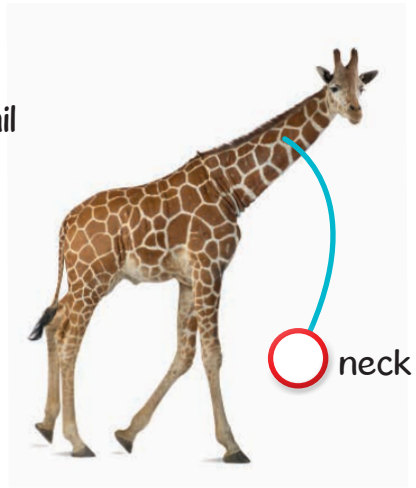
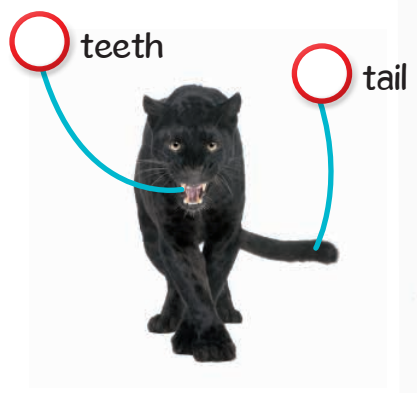
Yes, it has.

Yes, it is!



THE JUNGLE BOOK

9 Listen and number. Say. Poslušaj in oštevilči. Ponovi.



10 True or false? Praviilno ali napačno?

- 1 It's got two legs.
- 2 It's got teeth.
- 3 It hasn't got a beak.
- 4 It's got small eyes.
- 5 It's got wings.
- 6 It can fly.
- 7 It likes meat.
- 8 It's brown and white.

<input type="radio"/>	<input type="radio"/>
<input type="radio"/>	<input type="radio"/>
<input type="radio"/>	<input type="radio"/>
<input type="radio"/>	<input type="radio"/>
<input type="radio"/>	<input type="radio"/>
<input type="radio"/>	<input type="radio"/>
<input type="radio"/>	<input type="radio"/>
<input type="radio"/>	<input type="radio"/>



- 1 It hasn't got legs.
- 2 It's got teeth.
- 3 It hasn't got a tail.
- 4 It's got big eyes.
- 5 It's got wings.
- 6 It can swim.
- 7 It likes fruit.
- 8 It's green.

<input type="radio"/>	<input type="radio"/>
<input type="radio"/>	<input type="radio"/>
<input type="radio"/>	<input type="radio"/>
<input type="radio"/>	<input type="radio"/>
<input type="radio"/>	<input type="radio"/>
<input type="radio"/>	<input type="radio"/>
<input type="radio"/>	<input type="radio"/>
<input type="radio"/>	<input type="radio"/>

11 Read and match. Then name the animals.
Preberi in poveži. Nato poimenuj živali.

It's got four legs. It's got a long tail. It's got teeth. It's orange, black and white. It can run, but it can't fly. It likes meat.

A This animal has got four short legs and a long tail. It's got teeth. It's grey-green. It can run and swim. It likes meat.

It's got four legs, a short tail, and small ears. It's got teeth. It's grey. It can run and swim. It likes grass.

B This big animal has four legs, small ears, and a tail. It's big, brown and strong. It can run and it can climb. It likes meat and grass.




.....

.....

.....

.....

12 Draw an animal and write a riddle for your classmates.
Nariši žival in napiši uganko za sošolce.



It's got

.....

It hasn't got

.....


It can

It can't

It likes

It doesn't like

What is it?

13 Listen to the story.  112
Poslušaj zgodbo.

You can be wrong!



Hello, Baloo.
It's me, Mowgli.

Mowgli! Where are you?

1



I'm in town.
I'm in the park.

In town? Come back immediately! It's dangerous!

2



I know. There are strange animals!

3



Strange animals?

4



Yes, there's a crocodile.
A big crocodile. It's got four legs, but it's running on two legs.

5





14 Act out the story.
Odigraj zgodbo.

THE JUNGLE BOOK

15 Choose the right words and match. Listen and check.  113
Izberi prave besede in poveži. Poslušaj in preveri.

- Mowgli **is** / **isn't** in town.
- Mowgli is **surprised** / **scared**.
- There **is** / **isn't** a strange elephant.
- The crocodile is running on **two** / **four** legs.
- The tiger is **small** / **big**.
- The tiger **is** / **isn't** strong.



16 Listen and sing.  114
Poslušaj in zapoj.

Walking in the park,
walking in the park,
Mowgli is not afraid.

1 step, **2** steps, **3** steps:
STOP!
There's an elephant,
there's an elephant
dancing along.


Walking in the park,
walking in the park,
Mowgli is not afraid.

1 step, **2** steps, **3** steps:
WAIT!
There's a crocodile,
there's a crocodile
singing and playing.

Walking in the park,
walking in the park,
Mowgli is not afraid.

1 step, **2** steps and **3**
There's a tiger,
there's a tiger
running towards me.

17 Listen and play **The Memory Game.**
Poslušaj in igraj igro Spomin.



18 Listen and say.
Poslušaj in ponovi.



snake



rain



red



ten

THE SOUND GAME



19 Listen and circle the pictures with the sound **E**.
Poslušaj in obkroži slike za besede z glasom E.



THE JUNGLE BOOK

PRE-READING

20 Order the letters and write the words.
Premeči črke in napiši besede.

aegel

gffirea

tgier

anepthr

mkneyo

corocdeli



1



2



3



4



5



6





READING

21 Read the text. Then order the pictures.
Preberi besedilo. Nato slike oštevilči po vrsti.

At the safari park

Hi, my name is Kim and I'm at a Safari Park today! There are lots of animals to see. There are many giraffes. They've got very long necks! There are some monkeys too. They've got long arms. I can see a beautiful eagle. It's got big wings and a yellow beak.

I like the crocodiles, bears and snakes, but my favourite animal is ... well, can you guess? It's black and strong. It's got four legs and a tail. It's a big cat, like a tiger or a lion. Do you know what it is? That's right! It's a panther!



LET'S WRITE!



- Before you write, think of some ideas.
- Plan your writing.
- Write your draft.
- Check your draft for spelling, grammar and punctuation.
- Give your draft to a classmate to read. Listen to his/her ideas.
- Write your final text, then share it with your teacher and classmates.

22 Complete the sentences.
Dopolni povedi.

- have got haven't got like can can't

- 1 Elephants wings.
- 2 Elephants run.
- 3 Elephants grass.
- 4 Elephants a tail.



23 In your notebook write a description of an elephant. Use the sentences above and Kim's writing on page 104 to help you. V zvezek napiši opis slona. Pomagaj si z zgornjimi povedmi in s Kiminim opisom na strani 104.

	Elephants



24 In your notebook draw an imaginary animal. Write about it. Use the questions to help you. V zvezek nariši izmišljeno žival. Opiši jo. Pomagaj si s spodnjimi vprašanji.

- ★ What's its name?
- ★ What is it like? What body parts has it got?
- ★ What family has it got?
- ★ What food does it like?
- ★ What can it do? What can't it do?

GLIL

SCIENCE

A soil test

1 Do the test.
Reši test.



loam



clay soil



sandy soil



sandy loam

TAKE A HANDFUL OF SOIL

- 1** Does it feel gritty?
 - Yes – Go to step **2**.
 - No – Go to step **4**.
- 2** Can you roll it into a sausage shape?
 - Yes – It's **sandy loam**.
 - No – Go to step **3**.
- 3** Does your skin get a little dirty?
 - Yes – It's **loam**.
 - No – It's **sandy soil**.
- 4** Can you make a horseshoe shape?
 - Yes – Go to step **5**.
 - No – It's **loam**.
- 5** When you wet it, does it feel a bit sticky?
 - Yes – It's **clay soil**.
 - No – It's **loam**.

Can soil speak?
Yes, it can!
If you don't believe me,
do this simple test
and check!



2 Complete.
Dopolni.

PROBLEM

What kind of soil is it?

HYPOTHESIS

Blank space for hypothesis with a blue decorative border.

TEST

RESULT

Blank space for result with a pink decorative border.

A soil pollution experiment

3 Listen and do the experiment.
Poslušaj in izvedi poskus.



118



Put two plants in two pots.



Give plant number 1 water.



Mix water and detergent.



Pour the mixture in plant number 2.



Do the same procedure for 7 days.



Record the results.

4 Complete.
Dopolni.

PROBLEM

Does detergent kill plants?

HYPOTHESIS

.....
.....
.....

TEST

RESULT

.....
.....
.....

SAFARI PARKS AND ZOOS

1 Listen and complete.
Poslušaj in dopolni.



car

lions

animals

England

Longleat Safari Park is in the south of You can see gorillas, hippos and seals. You can also feed the

You can visit the park by But watch out for the big cats. At Longleat the animals are free to walk around. The and tigers can walk near your car!

2 Listen and read.
Poslušaj in preberi.



The Serengeti Park is in Hodenhagen in Germany. At the park, you can see animals from around the world.

You can drive or take a bus. On the trip, you can see rhinos, giraffes, elephants, and tigers. In the Jungle Safari, there are many different types of monkeys. You can walk near them!



3 Listen, read and answer.
Poslušaj, beri in odgovori.



MY FAVOURITE ZOOS

Do you like zoos? There are lots of great zoos in the world. These are my two favourites.

La Palmyre Zoo is in a forest. The forest is 15 kilometres north of the seaside town of Royan in France. The zoo has got 1,600 animals. You can see elephants, giraffes, and monkeys there. You can also see crocodiles and snakes!

Zoo Berlin is in Berlin, the capital of Germany. The zoo has got more than 20,000 animals! You can see tigers, gorilla and hippos. Millions of people from around the world visit the zoo every year.



- 1 Where is the La Palmyre Zoo?
- 2 What can you see at La Palmyre Zoo?
- 3 What can you see at Zoo Berlin?
- 4 Are there lots of animals at Zoo Berlin?



LANGUAGES AROUND US

Sign language is a way of talking to people using special signs. You make these signs with your hands. People who can't hear use sign language.

Find out how to sign the names of these animals.
Pozanimaj se, kako pokažeš imena spodnjih živali v znakovnem jeziku.

- 1 lion
- 2 tiger
- 2 bear



LIFE SKILLS * End-of-year party!

1 Think, decide with your classmates and complete.
Razmisli, sprejmi odločitev skupaj s sošolci in dopolni.

When?

in the morning

in the afternoon

in the evening

Where?

in the school garden

at the swimming pool

at a restaurant

Who?

number of children:
number of parents and grandparents:

What?

invitations

food and drinks



.....
.....
.....

music



Title

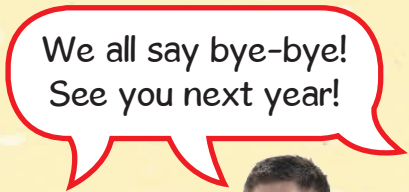
games



.....
.....
.....

Why?

to say ...



2 Use a dictionary and complete your list of things to do in summer. Uporabi slovar in dopolni seznam stvari, ki jih lahko počneš poleti.



MY SUMMER HOLIDAYS

JUNE

JULY

AUGUST

1

2

3

4

5

6

1

2

3

4

5

6

1

2

3

4

5

6



A note from your teacher just for YOU!

Handwriting practice area with blue horizontal lines on a white background.

WORDLIST

UNIT 1

Family members

aunt

brother

cousin

father

grandfather

grandmother

me

mother

sister

uncle

He is my (grandfather).

His name is (Gordon).

She is my (grandmother).

Her name is (Sally).

How old are you? I'm (ten).

Numbers

twenty

twenty-one

twenty-two

twenty-three

twenty-four

twenty-five

twenty-six

twenty-seven

twenty-eight

twenty-nine

thirty

forty

fifty

sixty

seventy

eighty

ninety

a hundred



UNIT 2

House

armchair

bath

bed

bookshelf

cooker

fridge

mirror

picture

shower

sofa

table

wardrobe

Is there a (picture) in the (living room)?

Yes, there is. / No, there isn't.

There is (a fridge) in the (kitchen).

There isn't (a bed) in the (kitchen).

Actions

cook

have a bath

have lunch

play football

read a book

sleep

use a tablet

watch TV

clear the table

do the shopping

set the table

take out the rubbish

tidy my bedroom

water the flowers



UNIT 3

Food and drink

bread
breakfast
cherries
chocolate
dinner
eggs
milkshake
rice
soup
strawberries
tomatoes
water

Do you like (rice)?

Yes, I do. / No, I don't.

Does she like (milkshake)?

Yes, she does. / No, she doesn't.

He/she doesn't like (chocolate).

He/she likes (bread).

I don't like (eggs).

I like (rice).

Meals

breakfast
dinner
lunch

UNIT 4

Free-time activities

dance
do judo
play football
play the guitar
play video games
play volleyball
ride a bike
ride a horse
rollerblade
swim
I can (dance).
I can't (swim).
He can (do judo).
He can't (dance).
Can you (jump)?
Yes, I can. / No, I can't.
Can he (play the guitar)?
Yes, he can. / No, he can't.

Adverbs

at all
very well
well



WORDLIST

UNIT 5

Clothes

dress

jacket

jumper

shirt

shoes

shorts

skirt

trainers

trousers

T-shirt

I'm wearing (jeans).

I'm not wearing (shorts).

He's wearing (jeans).

He isn't wearing (a jumper).

Are you wearing (a jumper)?

Yes, I am. / No, I'm not.

Is he wearing (a jumper)?

Yes, he is. / No, he isn't.

Adjectives

big

clean

dirty

long

new

old

short

small

UNIT 6

Wild animals

bear

crocodile

eagle

elephant

giraffe

hippo

monkey

panther

snake

tiger

Parts of the body

beak

neck

tail

teeth

trunk

wings

